

The logo for LABCO features the letters 'LAB' in a dark blue, bold, sans-serif font, followed by 'CO' in a green, bold, sans-serif font. A thick horizontal line is positioned below the letters, with the 'L' and 'C' extending downwards from it. The background is a blurred image of a modern building with large windows and a green lawn.

LABCO

WE SHAPE THE FUTURE OF TESTING

LABCO is an **independent** and
globally active test laboratory.

We are accredited according to
DIN EN ISO/IEC 17025.

Loxstedt-Stotel,

„Loxpark“



> 500
clients

LABCO
+
LABCO BTC

> 4700 m²




> 500
accredited
specifications



> 50
employees

Founded in

2003



family-owned in
2nd generation

1978

Established in Brake as a development laboratory for cables and wires.

2003

Laboratory manager Dipl.-Ing. Costakis Constantinou bought the laboratory and founded LABCO - with 5 employees.

2018

Laboratory and office area extended to 2700 m².

2021

Dr.-Ing. Marios Constantinou became also Managing Director.

2000

LEONI AG bought the laboratory from Siemens AG.

2014


LABCO moved into their new building in Loxstedt-Stotel.

2020

The Battery Test Centre LABCO BTC was founded.

2022

Opening of LABCO BTC.



“ As an independent testing laboratory, our mission is to support clients in developing products which comply to guidelines and specifications. Furthermore we constantly develop and optimise testing methods and contribute in various standards committees.

In the end, we focus on making products **more innovative, reliable and safer** with our unique experience and know-how.



LABCO Management

Dipl.-Ing. Costakis Constantinou


Dr.-Ing. Marios Constantinou

Our key principles




Quality

Reliable service



Advancement

Flexibility



Our mindset



Respect

Family friendliness




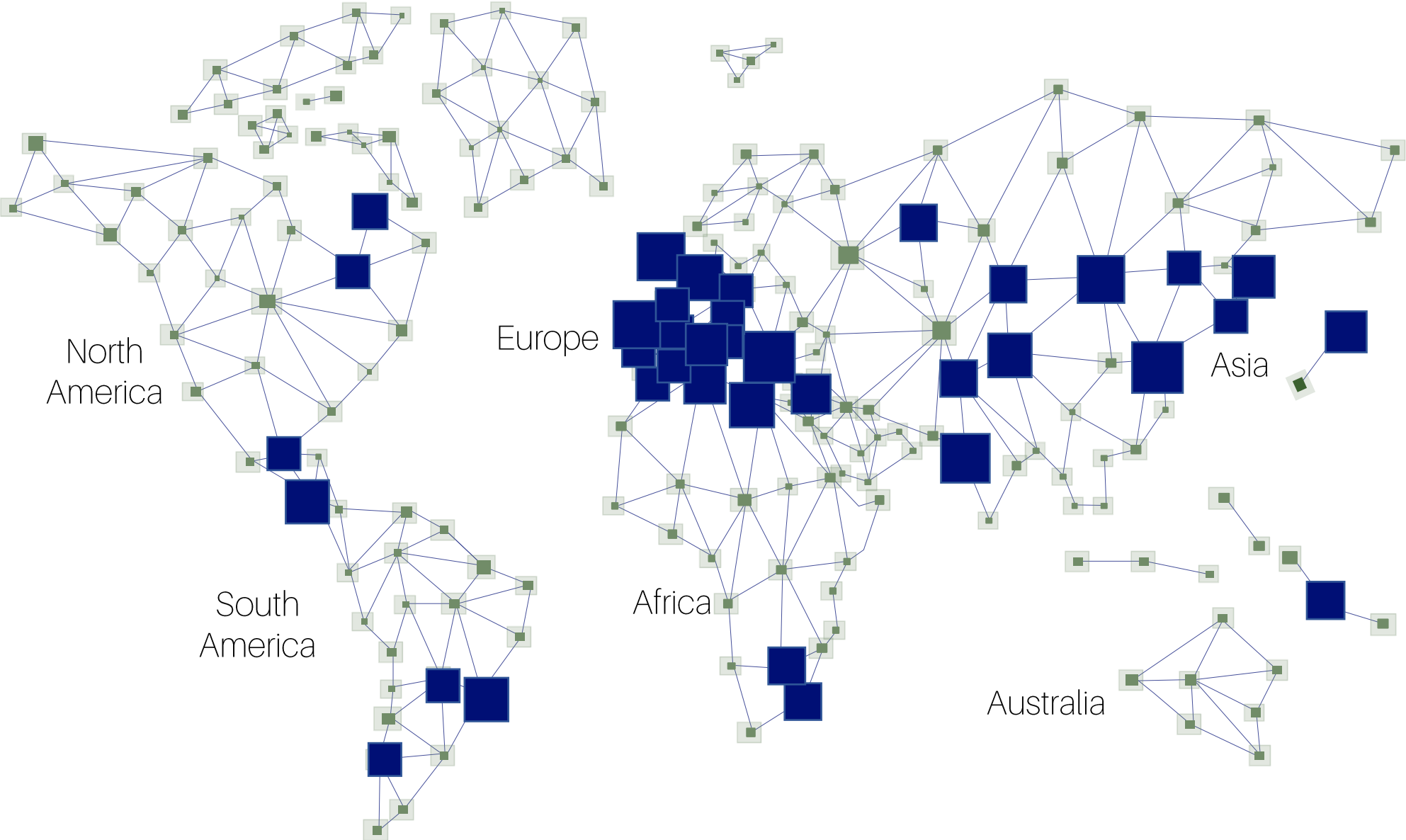
Social commitment

Sustainability



We are testing electrical and non-electrical components of
**e.g. vehicles, aviation, aerospace, agricultural machines,
building and domestic engineering, household devices**





ACOME
add solution
Aptiv
ASK
Audi
Auto-Kabel
Avery Dennison
BMW
certoplast
Changchun jetty automotive
parts corporation
COFICAB
Condumex
Coroplast
Daimler
DRÄXLMAIER
ERNI
Erwin Quarder
Federal mogul
FRÄNKISCHE Industrial Pipes

Fujikura
Gebauer & Griller
Gustav Klauke
HELLA
HEW-KABEL
Hirschmann
HUBER+SUHNER
INTERCABLE
iprotex
Joyson Safety Systems
Jiangsu Hengtong Wire & Cable
Technology
Leopold Kostal
Kromberg & Schubert
Kyungshin Cable
Lear
LEONI
MAHLE
Marquardt
Nexans

Ningbo KBE
ODW-ELEKTRIK
PFLITSCH
Rosenberger
Schulte
SEWS-E
Shanghai Force Electric
Wire& Cable Co., Ltd.
Shenzhen Jdd Tech New
Material
Sumitomo Electric
Bordnetze
TE Connectivity
tesa
U. I. Lapp
VDE
Volkswagen
Yazaki

And many more...

- Accredited according to **DIN EN ISO/IEC 17025**
- Received in July 2000
- Includes > **500** specifications
- **Flexible** accreditation for many tests
- Tests without accreditation/specification also possible



The accreditation includes various types of specifications from major OEMs as well as national and international standards and regulations.

You can find details of our accreditation [certificate](#) and the [annex](#) on www.labco.de.



OEMs worldwide appreciate our service as

Independent | **Trustful** | **Highly-qualitative**

Re-testing in OEM internal laboratories is not necessary.

LABCO has direct contact with many OEM development departments.

In more than 40 years of experience, our test scope has been expanded to a wide variety of test samples.

In simple words, we test **cable harnesses** as well as everything that can be found **on and around it-** from any individual component to **complete high- and low-voltage** cable harnesses.



Wires and Cables



High and low voltage single and multicore cables

RF cables:
e. g. coaxial, LVDS, CAN
Ethernet, Flexray

Twisted cables

Protection Systems



Adhesive tapes

Sleeves, hoses, tubes:
e. g. smooth, braided,
corrugated, heat-shrink

Longitudinal
wrapping systems

Connection Systems



High and low voltage terminals, connectors and housings

RF terminals,
connectors and
housings

Sockets and plugs:
e. g. charging devices,
trailer couplings

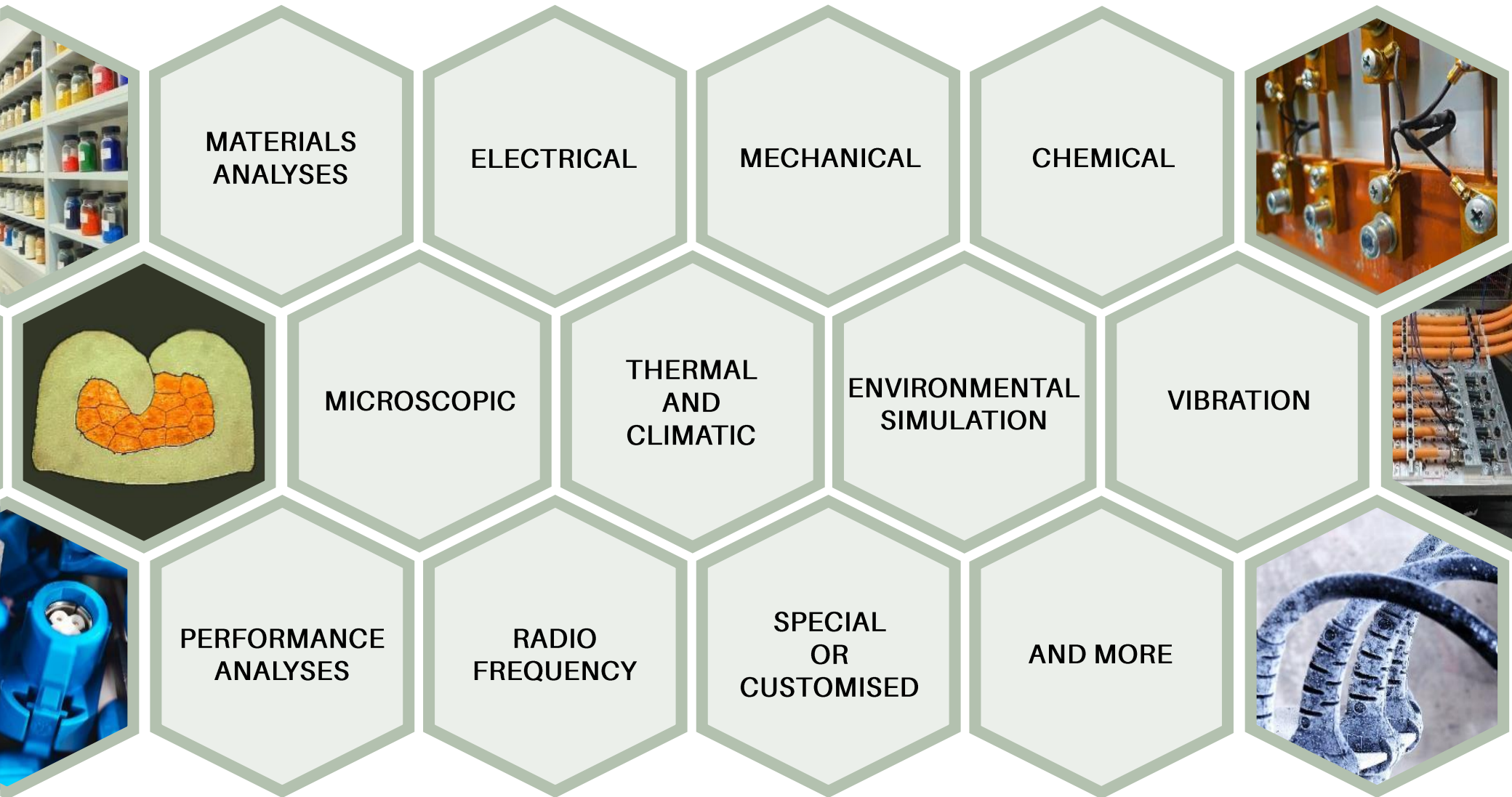
Batteries, Interfaces and Assemblies

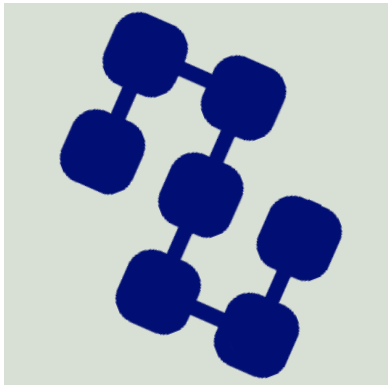


Batteries:
e. g. cells,
modules, packs

Interfaces:
e. g. fuse boxes,
controllers, relays

Assemblies:
e. g. mountings,
fixtures, fasteners

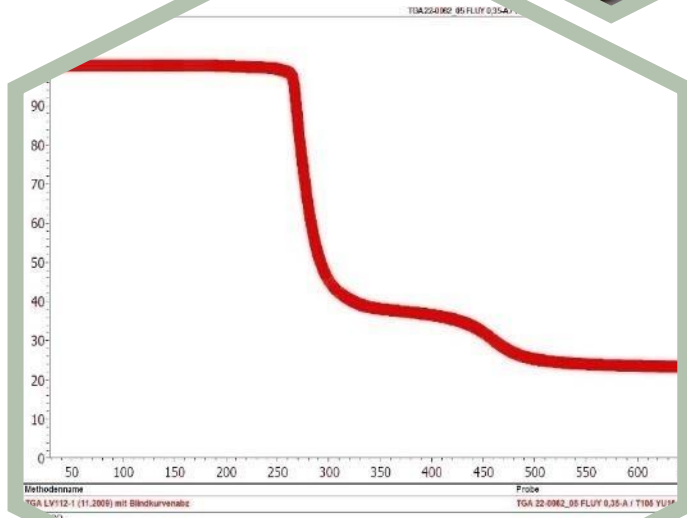





- Pre-development projects
- Competitive analysis
- Development of new tests
- Failure-cause analysis



- 20 years participation in (inter-)national committees of specifications
- Represented in important work groups in the German automotive industry




- DSC (Differential scanning calorimetry)
- TGA (Thermogravimetric analysis)
- FTIR (Fourier-transform infrared spectrometer)
- MFR/ MVR test equipment (Mass flow rate / Mass volume rate)
- X-ray fluorescence spectroscopy



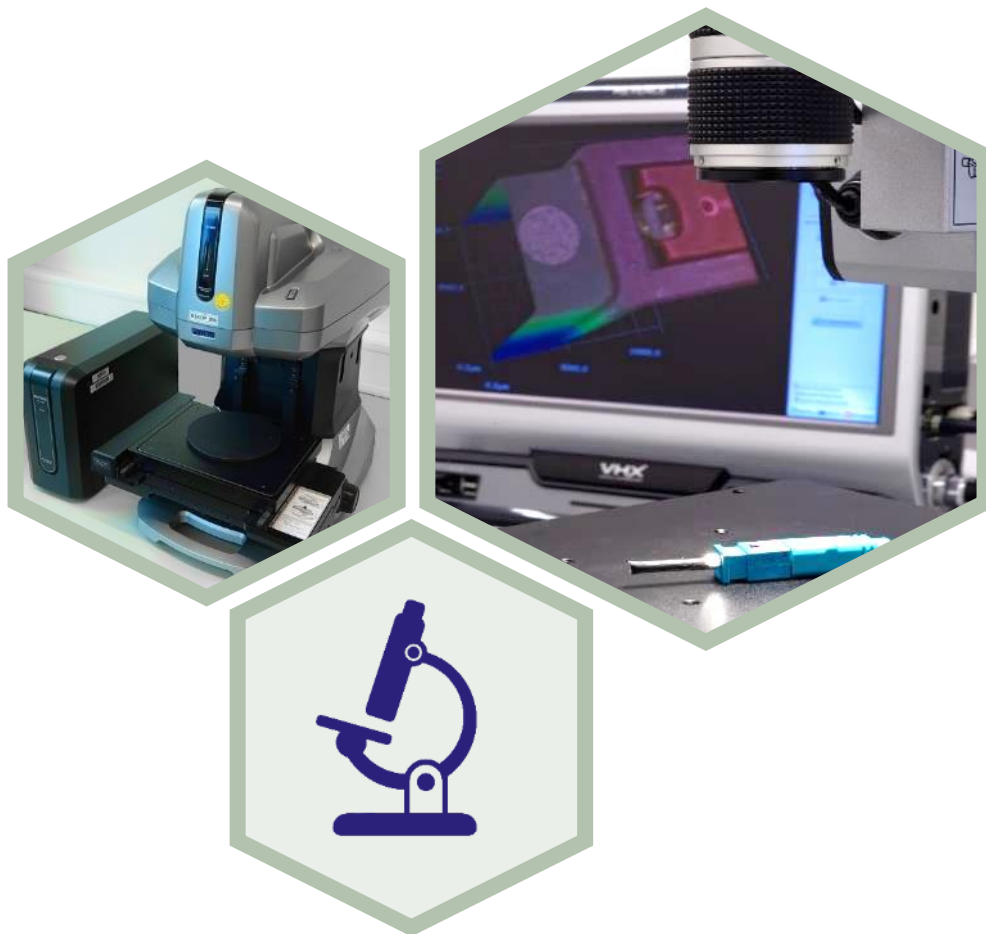
- Derating systems
- Power supplies up to ca. 3000 A for e. g. short-circuit tests
- Precision resistance measuring equipment into the μOhm range
- High resistance measuring equipment covering the T Ohm range
- High voltage testing equipment up to 50 kV



- Tensile testing machines
- Bending cycle testing apparatus
- Impact testing equipment
- Abrasion test devices
- Motorised mandrels for winding tests



- Extraction test equipment
- Equipment for different chemical tests, e. g. storage in
 - oil
 - fuels
 - battery acid
 - other fluids and chemicals




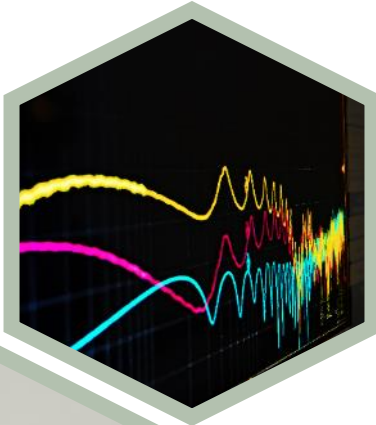
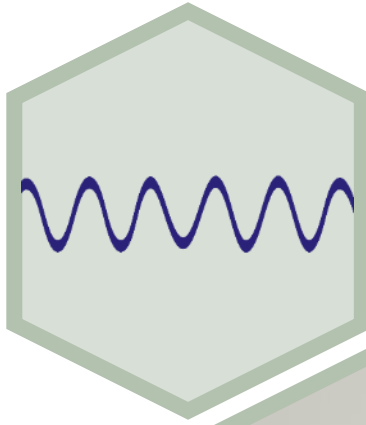
- Video microscope
- Stereo microscope
- Digital microscope with a magnification of 0 – 200x and a depth of focus of 4 cm
- Overhead-light microscope
- Fully automatic microscope equipment for cables and wires
- Micro-section laboratory for measuring crimp contacts
- 3D Optical Profilometer



- > 40 climatic/temperature test cabinets and chambers
 - incl. temperature shock chamber
- 3 walk-in temperature/climatic test chambers (11,5 m³ test space)
 - Temperature range: - 80 °C to + 250 °C
 - Humidity range: 10 % to 98 % RH
- Tests under thermal/climatic profiles are possible, e. g. vibration tests
- > 100 ovens for ageing tests (Up to 1200 °C)

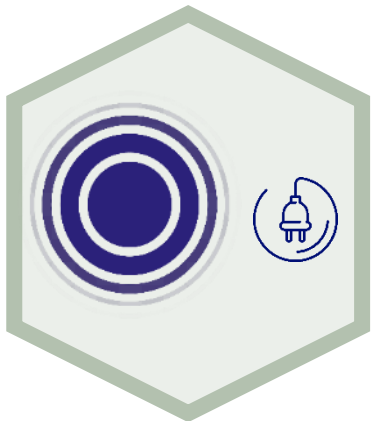


- Laboratory for storing in environmental fluids, e. g. storage in salty fluids
- Salt spray chamber for e. g. corrosion tests
- Ozone chamber
- Flame test apparatus
- IPX-chamber for e. g. water tightness tests
- Water storage apparatus for hydrolysis




- Network analysers (5 Hz to 26,5 GHz)
- Triaxial-measurement tubes (40 and 90 mm diameter)
- Line injection measurement equipment


- Extract of the measurement possibilities:
 - Return and insertion loss
 - Characteristic impedance
 - Determination of shielding effectiveness
 - Line symmetry



Parameters	Shaker 1	Shaker 2
Nominal force Sine / Random / Shock	50 kN / 50 kN / 100 kN	80 kN / 80 kN / 160 kN
Frequency Range	5 Hz to 2700 Hz	5 Hz to 2500 Hz
Smax (Peak to Peak: Sine / Random + Shock)	36 mm / 50,8 mm	50,8 mm / 76,2 mm
Dimensions slip table and head expander	600 mm x 600 mm	600 mm x 600 mm
Test space of the climatic chamber (W x D x H)	1040 mm / 960 mm / 1080 mm	1020 mm / 890 mm / 1120 mm
Temperature range	-70 °C to 180 °C	-70 °C to 180 °C



Parameters	Shaker 3 + Shaker 4
Nominal force Sine / Random / Shock	300 kN / 270 kN / 900 kN
Frequency Range	5 Hz to 2000 Hz
Smax (Peak to Peak: Sine / Random / Shock)	63,5 mm / 63,5 mm / 76,2 mm
Dimensions slip table and head expander	2100 mm x 2100 mm / 2100 mm x 1900 mm
Test space of the temperature chamber (W x D x H)	2500 mm / 3115 mm / 1500 mm
Temperature range	- 45 °C to 150 °C



- Door slam trial apparatus
- Micro- and shore-hardness test equipment
- ABS-Simulation test equipment
- Slow-motion-test apparatus (up to 260 °C)
- Flexural strength (from -40 °C to 180 °C)



- Battery test systems for e. g.
 - Cycling tests / Driving profiles
 - Calendaric tests / storage tests
 - Tear down analyses

Test equipment	Max. power simultaneous	Max. voltage per battery	Max. current per battery
Cell tester	10,8 kW	6 V	1500 A
Module tester	64 kW	60 V	1200 A
Pack tester	1100 kW	1200 V	4000 A

Our **High-pressure water mist extinguishing system** is connected to every test system for high safety standards

Contact
the sales
department




Offer for
your request

Accepting offer
+
your test
materials arrive



Fast
+
easy
communication



Tests
+
results



**Creation
of your
test report**



Sales@labco.de



Marc Rutz

Head of Department
Sales

+49 4744 - 913 93 - 30



Stephan Schrader

Head of Department
Battery and Vibration Testing

+49 4744 - 913 93 - 31

LABCO GmbH

Alfred-Nobel-Straße 15
27612 Loxstedt-Stotel
Germany

LABCO BTC GmbH

Alfred-Nobel-Straße 13
27612 Loxstedt-Stotel
Germany

info@labco.de

+49 4744 - 913 93 - 0



Please contact us
if you have any further questions!

Visit us also on



labco.de



[@labco_gmbh](https://www.instagram.com/labco_gmbh)



[/company/labco-gmbh](https://www.linkedin.com/company/labco-gmbh)